


ALU INGROUND



In-ground series. Fixtures consist of:

- Multi-step powder-coat painting process, optimized against UV rays and corrosion.
- Copper-free precision machined anodized aluminum housing and optical compartment.
- Frosted, flat, tempered silk-screened soda-lime glass diffuser.
- Custom molded, anti-aging gasket(s).
- Custom MCPCB utilized to maximize heat dissipation and promote a long LED life.
- Diffuse light emission.
- To be used with a low-voltage, constant-current (700 mA) driver (ordered separately, consult factory for more information).

- Stainless steel recessed rough-in kit can be ordered separately.
- For outdoor inground applications, provide drainage gravel at least 12" below the rough-in or a suitable drainage system.
- Consult factory for dimming options, custom finishes (please specify RAL color), and non-cataloged CCT (Kelvin) options.
- Product meets Buy American Act requirements within ARRA.
- 5-year warranty.
- Marine Grade finish.

IP 67

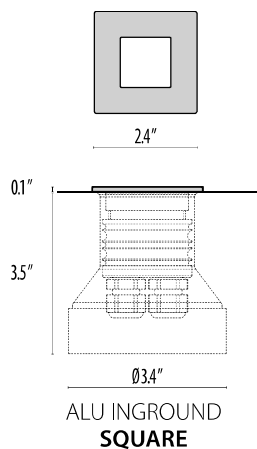
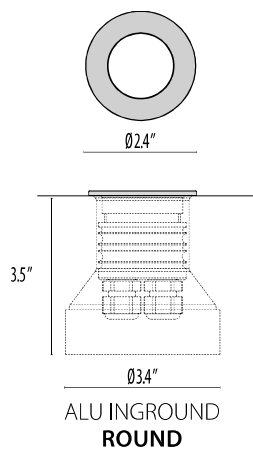


IK 06
1 J



FINISHES

- BK-40 / Anodized black / Matt
- GR-EV1 / Anodized aluminum / Matt
- AN-96 / Iron gray / Textured
- BK-81 / Black / Textured
- GR-94 / Aluminum metallic / Textured
- WH-87 / White / Textured
- RB-10 / Iron rust / Textured



Scan here
for installation
instructions



Lumen Output	27K	3K	35K	4K	6K
Alu Inground Round	15	16	17	18	20
Alu Inground Square	15	16	17	18	20

2.1W Max Wattage

REVISION 06
10/23

Order Guide –

Order code example:

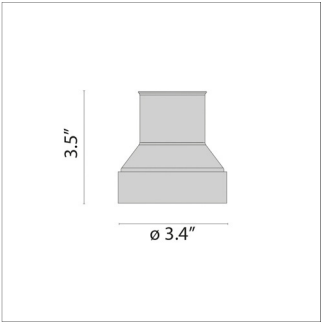
SERIES	Wattage	CCT	Finish	Voltage	Controls	Accessories
AINRO ALU INGROUND ROUND* AINSQ ALU INGROUND SQUARE*	2W 2.1W*	27K 2700K 3K 3000K* 35K 3500K 4K 4000K 5K 5000K 6K 6000K* RED Static Red GRN Static Green BLU Static Blue AMB Static Amber	AA Anodized Aluminum* AB Anodized Black* AM Aluminum Metallic IG Iron Gray BK Textured Black WH Textured White CC Custom Color	UNV 120-277V* Remote driver input voltage	NA Non-Dim* 0-10V 0-10V Dim Remote Driver ELV 120V-Line Voltage dim Remote Driver	RDR Remote Driver Please specify QTY of fixtures per driver (14-Max) REM Remote Battery pack requires multiple fixtures wired in series (4-Min, 14-Max)

STANDARD OPTION, SHORTER LEAD TIME, NO MOQ
80 CRI STANDARD - OTHER OPTIONS AVAILABLE



INCLUDED ACCESSORIES

DESCRIPTION	FINISH	PART NUMBER
ALU INGROUND		
Recessed fixing kit - Stainless steel		310197



ROUGH IN INCLUDED WITH FIXTURE
REQUIRED FOR INSTALLATION